

# SM Multi-layer Chip Inductors



®



**Your Signal Solution®**

# SM Multi-layer Chip Inductors

Fair-Rite now offers a complete line of surface mount multi-layer chip inductors. These chip inductors have silk-screened windings on a ferrite or ceramic body which after sintering forms a full monolithic structure. Parts are available in the familiar standard EIA packages. These chip inductors are supplied in two distinct types, with a ferrite body and with a non-magnetic ceramic core. Both types provide excellent solderability and heat resistance for either flow or reflow soldering processes.

The ferrite multi-layer chip inductors are designed for tuned circuit and energy storage applications at frequencies into the hundreds of MHz, depending upon the inductance value. They form a closed magnetic circuit and are self-shielding allowing for dense spacing on circuit boards. Inductance, inductance tolerance and minimum Q values are specified for each ferrite chip component.

The ceramic multi-layer chip inductors are provided for use in a frequency band from several hundred MHz up into the GHz region. The electrical characteristics, inductance, inductance tolerance and minimum Q are specified for each ceramic chip inductor.

A new chip inductor kit (part number 0199000035) contains a cross section of parts from both types. For additional information on this and other kits, please refer to our website [www.fair-rite.com](http://www.fair-rite.com), or call our toll free number (888 FAIR RITE) for assistance.

The operating temperatures are -40 degrees C to +85 degrees C.

# Ferrite Body Series

## Features:

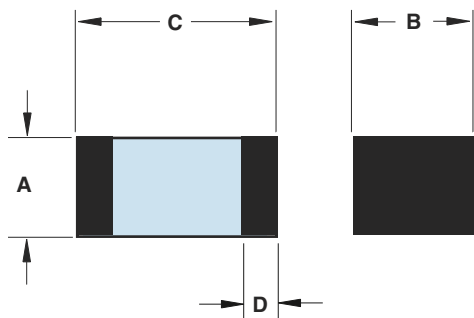
- High reliability monolithic structure.
- Shielded magnetically to eliminate cross coupling between conductors.
- Suitable for either flow or reflow soldering.
- Closed magnetic circuit eliminates crosstalk. Excellent for high density placement.
- Standard EIA package sizes 0603, 0805 and 1206.
- The operating temperatures are -40 degrees C to +85 degrees C

## Applications:

- A wide variety of electronic appliances including computers and computer peripherals (printers, modems etc), cell phones, pagers and other wireless communication products.

## Fair Rite Products Inductor Chip Bead Part Numbering System

<b>22</b> ( 1 - 2 )	---	<b>1206</b> ( 3-4-5-6 )	---	<b>1R2</b> ( 7-8-9 )	---	<b>K</b> (10)	---	<b>7</b> ( 11 )	---	<b>F</b> ( 12 )
<b>MULTI-LAYER CHIP INDUCTOR FAMILY</b>		<b>PACKAGE SIZE (L x W)</b>		<b>INDUCTANCE</b>		<b>INDUCTANCE TOLERANCE</b>		<b>PACKAGING</b>		<b>MATERIAL CODE</b>
		0402 = .040"x.020" 0603 = .060"x.030" 0805 = .080"x.050" 1206 = .120"x.060"		2 significant digits  N=Decimal point for nH (3N7 = 3.7nH = .0037µH) (37N = 37nH = .037µH) R=Decimal point for µH (>99nH) (R20 = 200nH = .200µH) (2R0 = 2.0µH) (20R = 20µH)		S = +/- 0.3nH D = +/- 0.5nH J = +/- 5% K = +/- 10% M = +/- 20%		6 = Bulk Packed 7 = T & R ( 7" ) 8 = T & R (13" )		F = Ferrite body. For general signal usage. C = Ceramic body. For high frequency usage.



Ferrite Body						
Package Size	Dimensions				Wgt (g)	Parts per Reel
	A	B	C	D		
0603	See Part Table	0.8 +/-0.15 0.031"	1.6 +/-0.15 0.063"	0.4 +/-0.2 0.016"	0.006	7" - 4K 13" - 10K
0805	See Part Table	1.25 +/-0.2 0.049"	2.0 +/- 0.2 0.079"	0.5 +/-0.3 0.20"	0.01	7" - 4K 13" - 10K
1206	See Part Table	1.6 +/- 0.2 0.063"	3.2 +/- 0.2 0.12"	0.7 +/- 0.3 0.028"	0.03	7" - 3K 13" - 10K

## Multi-Layer Chip Inductors

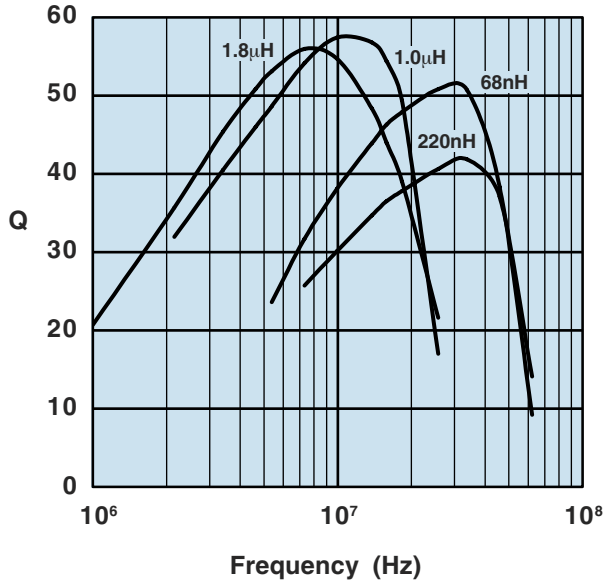
Ferrite Body - General Use

Package Size - 0603

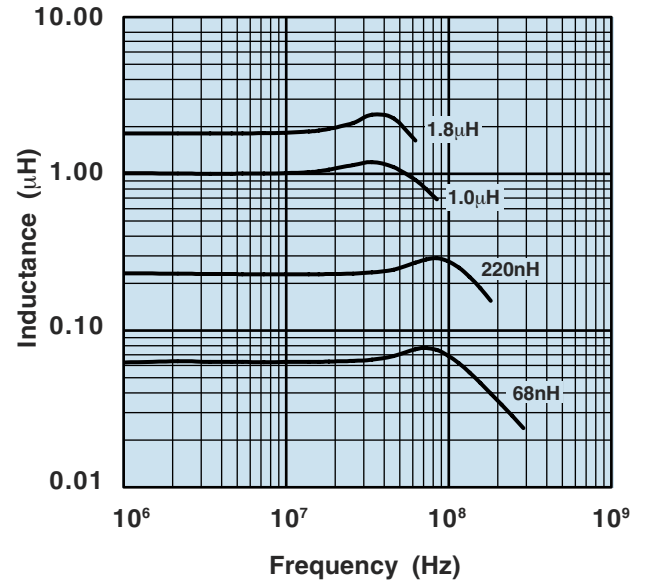
Core Material	Part Number	Inductance	Tolerance	Q Min	Test Frequency L, Q (MHz)	Self Resonant Frequency (Min MHz)	DCR (Ohm) Max	Rated Current (mA Max)	Thickness (mm)
Ferrite	22060347NM7F	47 nH	+/- 20%	10	50.0	260	0.30	50	0.8 +/- 0.15
Ferrite	<b>22060368NM7F</b>	68 nH	+/- 20%	10	50.0	250	0.30	50	0.8 +/- 0.15
Ferrite	22060382NM7F	82 nH	+/- 20%	10	50.0	245	0.30	50	0.8 +/- 0.15
Ferrite	220603R10K7F	100 nH	+/- 10%	15	25.0	240	0.50	50	0.8 +/- 0.15
Ferrite	220603R12K7F	120 nH	+/- 10%	15	25.0	205	0.50	50	0.8 +/- 0.15
Ferrite	220603R15K7F	150 nH	+/- 10%	15	25.0	180	0.60	50	0.8 +/- 0.15
Ferrite	220603R18K7F	180 nH	+/- 10%	15	25.0	165	0.60	50	0.8 +/- 0.15
Ferrite	<b>220603R22K7F</b>	220 nH	+/- 10%	15	25.0	150	0.80	50	0.8 +/- 0.15
Ferrite	220603R27K7F	270 nH	+/- 10%	15	25.0	136	0.80	50	0.8 +/- 0.15
Ferrite	220603R33K7F	330 nH	+/- 10%	15	25.0	125	0.85	35	0.8 +/- 0.15
Ferrite	220603R39K7F	390 nH	+/- 10%	15	25.0	110	1.00	35	0.8 +/- 0.15
Ferrite	220603R47K7F	470 nH	+/- 10%	15	25.0	105	1.35	35	0.8 +/- 0.15
Ferrite	220603R56K7F	560 nH	+/- 10%	15	25.0	95	1.55	35	0.8 +/- 0.15
Ferrite	220603R68K7F	680 nH	+/- 10%	15	25.0	90	1.70	35	0.8 +/- 0.15
Ferrite	220603R82K7F	820 nH	+/- 10%	15	25.0	85	2.10	35	0.8 +/- 0.15
Ferrite	<b>2206031R0K7F</b>	1.0 $\mu$ H	+/- 10%	35	10.0	75	0.60	25	0.8 +/- 0.15
Ferrite	2206031R2K7F	1.2 $\mu$ H	+/- 10%	35	10.0	65	0.80	25	0.8 +/- 0.15
Ferrite	2206031R5K7F	1.5 $\mu$ H	+/- 10%	35	10.0	60	0.80	25	0.8 +/- 0.15
Ferrite	<b>2206031R8K7F</b>	1.8 $\mu$ H	+/- 10%	35	10.0	55	0.95	25	0.8 +/- 0.15
Ferrite	2206032R2K7F	2.2 $\mu$ H	+/- 10%	35	10.0	50	1.15	15	0.8 +/- 0.15
Ferrite	2206032R7K7F	2.7 $\mu$ H	+/- 10%	35	10.0	45	1.35	15	0.8 +/- 0.15
Ferrite	2206033R3K7F	3.3 $\mu$ H	+/- 10%	35	10.0	40	1.55	15	0.8 +/- 0.15
Ferrite	2206033R9K7F	3.9 $\mu$ H	+/- 10%	35	10.0	35	1.70	15	0.8 +/- 0.15
Ferrite	2206034R7K7F	4.7 $\mu$ H	+/- 10%	35	10.0	33	2.10	15	0.8 +/- 0.15
Ferrite	2206035R6K7F	5.6 $\mu$ H	+/- 10%	35	4.0	22	1.55	5	0.8 +/- 0.15
Ferrite	2206036R8K7F	6.8 $\mu$ H	+/- 10%	35	4.0	20	1.70	5	0.8 +/- 0.15
Ferrite	2206038R2K7F	8.2 $\mu$ H	+/- 10%	35	4.0	18	2.10	5	0.8 +/- 0.15
Ferrite	22060310RK7F	10 $\mu$ H	+/- 10%	30	2.0	17	1.85	3	0.8 +/- 0.15
Ferrite	22060312RK7F	12 $\mu$ H	+/- 10%	30	2.0	15	2.10	3	0.8 +/- 0.15
Ferrite	22060315RK7F	15 $\mu$ H	+/- 10%	20	1.0	14	1.70	1	0.8 +/- 0.15

*Bold part number indicates that part is included in the sample kit.*

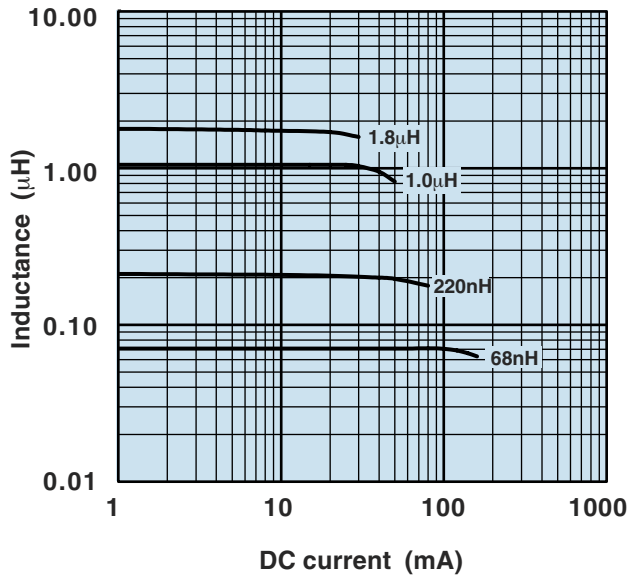
Q vs. Frequency



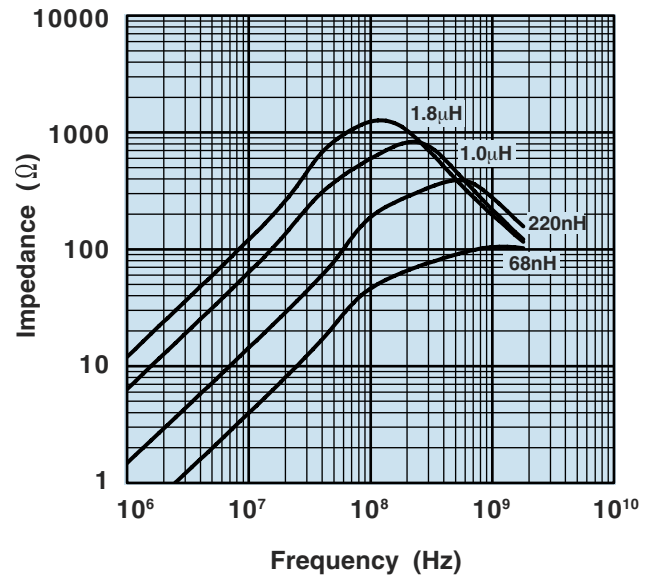
Inductance vs. Frequency



Inductance vs. DC Current



Impedance vs. Frequency



## Multi-Layer Chip Inductors

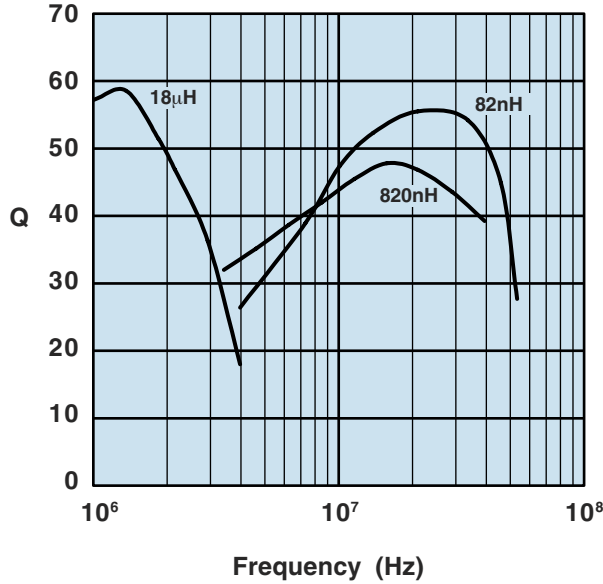
Ferrite Body - General Use

Package Size - 0805

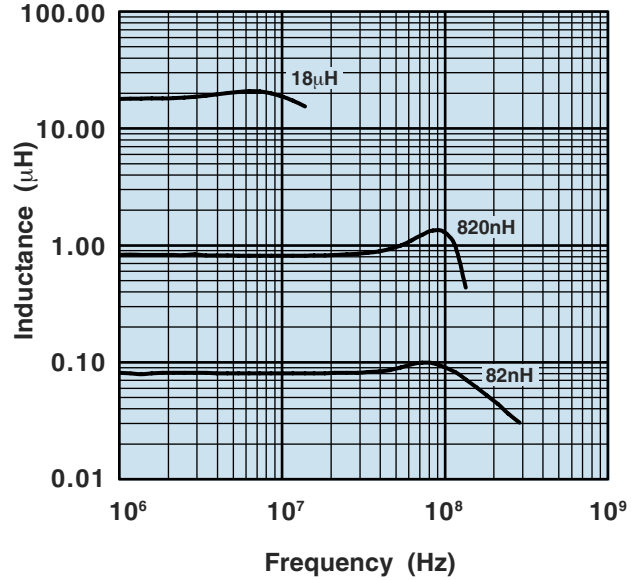
Core Material	Part Number	Inductance	Tolerance	Q Min	Test Frequency L, Q (MHz)	Self Resonant Frequency (Min MHz)	DCR (Ohm) Max	Rated Current (mA Max)	Thickness (mm)
Ferrite	22080547NM7F	47 nH	+/- 20%	15	50.0	320	0.20	300	0.85 +/- 0.2
Ferrite	22080568NM7F	68 nH	+/- 20%	15	50.0	280	0.20	300	0.85 +/- 0.2
Ferrite	<b>22080582NM7F</b>	82 nH	+/- 20%	15	50.0	255	0.20	300	0.85 +/- 0.2
Ferrite	220805R10K7F	100 nH	+/- 10%	20	25.0	235	0.30	250	0.85 +/- 0.2
Ferrite	220805R12K7F	120 nH	+/- 10%	20	25.0	220	0.30	250	0.85 +/- 0.2
Ferrite	220805R15K7F	150 nH	+/- 10%	20	25.0	200	0.40	250	0.85 +/- 0.2
Ferrite	220805R18K7F	180 nH	+/- 10%	20	25.0	185	0.40	250	0.85 +/- 0.2
Ferrite	220805R22K7F	220 nH	+/- 10%	20	25.0	170	0.50	250	0.85 +/- 0.2
Ferrite	220805R27K7F	270 nH	+/- 10%	20	25.0	150	0.50	250	0.85 +/- 0.2
Ferrite	220805R33K7F	330 nH	+/- 10%	20	25.0	145	0.55	250	0.85 +/- 0.2
Ferrite	220805R39K7F	390 nH	+/- 10%	25	25.0	135	0.65	200	0.85 +/- 0.2
Ferrite	220805R47K7F	470 nH	+/- 10%	25	25.0	125	0.65	200	0.85 +/- 0.2
Ferrite	220805R56K7F	560 nH	+/- 10%	25	25.0	115	0.75	150	0.85 +/- 0.2
Ferrite	220805R68K7F	680 nH	+/- 10%	25	25.0	105	0.80	150	0.85 +/- 0.2
Ferrite	<b>220805R82K7F</b>	820 nH	+/- 10%	25	25.0	100	1.00	150	0.85 +/- 0.2
Ferrite	2208051R0K7F	1.0 µH	+/- 10%	45	10.0	75	0.40	50	0.85 +/- 0.2
Ferrite	2208051R2K7F	1.2 µH	+/- 10%	45	10.0	65	0.50	50	0.85 +/- 0.2
Ferrite	2208051R5K7F	1.5 µH	+/- 10%	45	10.0	60	0.50	50	0.85 +/- 0.2
Ferrite	2208051R8K7F	1.8 µH	+/- 10%	45	10.0	55	0.60	50	0.85 +/- 0.2
Ferrite	2208052R2K7F	2.2 µH	+/- 10%	45	10.0	50	0.65	30	0.85 +/- 0.2
Ferrite	2208052R7K7F	2.7 µH	+/- 10%	45	10.0	45	0.75	30	1.25 +/- 0.2
Ferrite	2208053R3K7F	3.3 µH	+/- 10%	45	10.0	41	0.80	30	1.25 +/- 0.2
Ferrite	2208053R9K7F	3.9 µH	+/- 10%	45	10.0	38	0.90	30	1.25 +/- 0.2
Ferrite	2208054R7K7F	4.7 µH	+/- 10%	45	10.0	35	1.00	30	1.25 +/- 0.2
Ferrite	2208055R6K7F	5.6 µH	+/- 10%	50	4.0	32	0.90	15	1.25 +/- 0.2
Ferrite	2208056R8K7F	6.8 µH	+/- 10%	50	4.0	29	1.00	15	1.25 +/- 0.2
Ferrite	2208058R2K7F	8.2 µH	+/- 10%	50	4.0	26	1.10	15	1.25 +/- 0.2
Ferrite	22080510RK7F	10 µH	+/- 10%	50	2.0	24	1.15	15	1.25 +/- 0.2
Ferrite	22080512RK7F	12 µH	+/- 10%	50	2.0	22	1.25	15	1.25 +/- 0.2
Ferrite	22080515RK7F	15 µH	+/- 10%	30	1.0	19	0.80	5	1.25 +/- 0.2
Ferrite	<b>22080518RK7F</b>	18 µH	+/- 10%	30	1.0	18	0.90	5	1.25 +/- 0.2
Ferrite	22080522RK7F	22 µH	+/- 10%	30	1.0	16	1.10	5	1.25 +/- 0.2
Ferrite	22080527RK7F	27 µH	+/- 10%	30	1.0	14	1.15	5	1.25 +/- 0.2
Ferrite	22080533RK7F	33 µH	+/- 10%	30	0.4	13	1.25	5	1.25 +/- 0.2
Ferrite	22080539RK7F	39 µH	+/- 10%	35	2.0	8	2.90	4	1.25 +/- 0.2
Ferrite	22080547RK7F	47 µH	+/- 10%	35	2.0	7.5	3.00	4	1.25 +/- 0.2

*Bold part number indicates that part is included in the sample kit.*

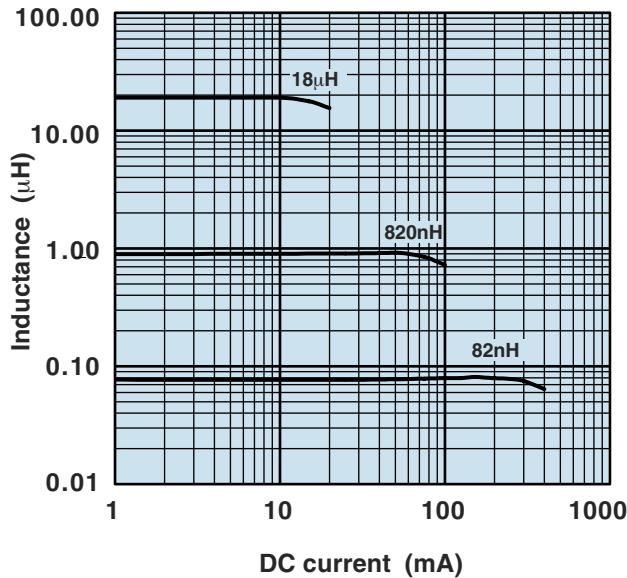
Q vs. Frequency



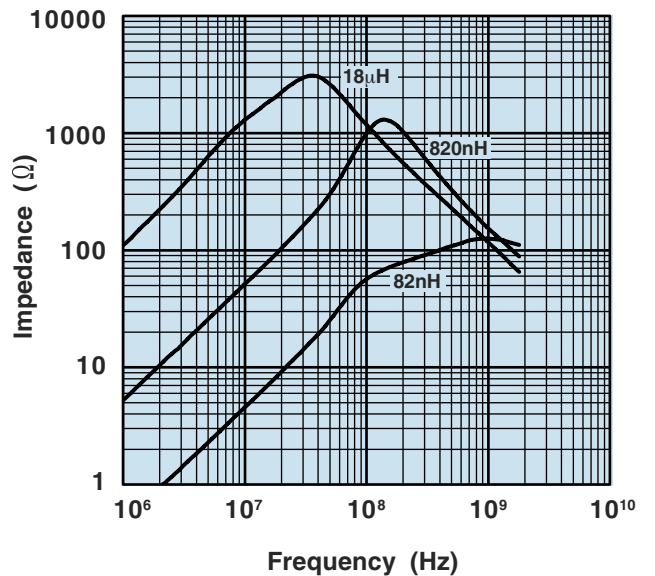
Inductance vs. Frequency



Inductance vs. DC Current



Impedance vs. Frequency



## Multi-Layer Chip Inductors

Ferrite Body - General Use

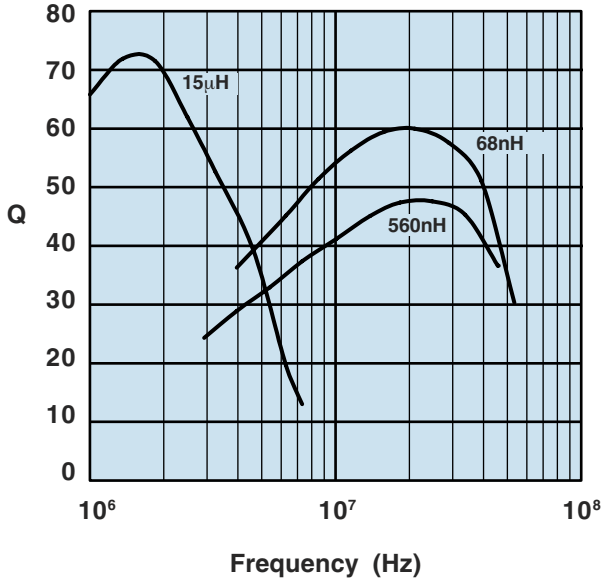
Package Size - 1206

Core Material	Part Number	Inductance	Tolerance	Q Min	Test Frequency L, Q (MHz)	Self Resonant Frequency (Min MHz)	DCR (Ohm) Max	Rated Current (mA Max)	Thickness (mm)
Ferrite	22120647NM7F	47 nH	+/- 20%	20	50.0	320	0.15	300	1.1 +/- 0.3
Ferrite	<b>22120668NM7F</b>	68 nH	+/- 20%	20	50.0	280	0.25	300	1.1 +/- 0.3
Ferrite	22120682NM7F	82 nH	+/- 20%	20	50.0	255	0.25	300	1.1 +/- 0.3
Ferrite	221206R10K7F	100 nH	+/- 10%	20	25.0	235	0.25	250	1.1 +/- 0.3
Ferrite	221206R12K7F	120 nH	+/- 10%	20	25.0	220	0.30	250	1.1 +/- 0.3
Ferrite	221206R15K7F	150 nH	+/- 10%	20	25.0	200	0.30	250	1.1 +/- 0.3
Ferrite	221206R18K7F	180 nH	+/- 10%	20	25.0	185	0.40	250	1.1 +/- 0.3
Ferrite	221206R22K7F	220 nH	+/- 10%	20	25.0	170	0.40	250	1.1 +/- 0.3
Ferrite	221206R27K7F	270 nH	+/- 10%	20	25.0	150	0.50	250	1.1 +/- 0.3
Ferrite	221206R33K7F	330 nH	+/- 10%	20	25.0	145	0.60	250	1.1 +/- 0.3
Ferrite	221206R39K7F	390 nH	+/- 10%	25	25.0	135	0.50	200	1.1 +/- 0.3
Ferrite	221206R47K7F	470 nH	+/- 10%	25	25.0	125	0.60	200	1.1 +/- 0.3
Ferrite	<b>221206R56K7F</b>	560 nH	+/- 10%	25	25.0	115	0.70	150	1.1 +/- 0.3
Ferrite	221206R68K7F	680 nH	+/- 10%	25	25.0	105	0.80	150	1.1 +/- 0.3
Ferrite	221206R82K7F	820 nH	+/- 10%	25	25.0	100	0.90	150	1.1 +/- 0.3
Ferrite	2212061R0K7F	1.0 µH	+/- 10%	45	10.0	75	0.40	100	1.1 +/- 0.3
Ferrite	2212061R2K7F	1.2 µH	+/- 10%	45	10.0	65	0.50	100	1.1 +/- 0.3
Ferrite	2212061R5K7F	1.5 µH	+/- 10%	45	10.0	60	0.50	50	1.1 +/- 0.3
Ferrite	2212061R8K7F	1.8 µH	+/- 10%	45	10.0	55	0.50	50	1.1 +/- 0.3
Ferrite	2212062R2K7F	2.2 µH	+/- 10%	45	10.0	50	0.60	50	1.1 +/- 0.3
Ferrite	2212062R7K7F	2.7 µH	+/- 10%	45	10.0	45	0.60	50	1.1 +/- 0.3
Ferrite	2212063R3K7F	3.3 µH	+/- 10%	45	10.0	41	0.70	50	1.1 +/- 0.3
Ferrite	2212063R9K7F	3.9 µH	+/- 10%	45	10.0	38	0.80	50	1.1 +/- 0.3
Ferrite	2212064R7K7F	4.7 µH	+/- 10%	45	10.0	35	0.90	50	1.1 +/- 0.3
Ferrite	2212065R6K7F	5.6 µH	+/- 10%	50	4.0	32	0.70	25	1.1 +/- 0.3
Ferrite	2212066R8K7F	6.8 µH	+/- 10%	50	4.0	29	0.80	25	1.1 +/- 0.3
Ferrite	2212068R2K7F	8.2 µH	+/- 10%	50	4.0	26	0.90	25	1.1 +/- 0.3
Ferrite	22120610RK7F	10 µH	+/- 10%	35	2.0	24	1.00	25	1.1 +/- 0.3
Ferrite	22120612RK7F	12 µH	+/- 10%	50	2.0	22	1.05	15	1.1 +/- 0.3
Ferrite	<b>22120615RK7F</b>	15 µH	+/- 10%	35	1.0	19	0.70	5	1.1 +/- 0.3
Ferrite	22120618RK7F	18 µH	+/- 10%	35	1.0	18	0.70	5	1.1 +/- 0.3
Ferrite	22120622RK7F	22 µH	+/- 10%	35	1.0	16	0.90	5	1.1 +/- 0.3
Ferrite	22120627RK7F	27 µH	+/- 10%	35	1.0	14	0.90	5	1.1 +/- 0.3
Ferrite	22120633RK7F	33 µH	+/- 10%	35	0.4	13	1.05	5	1.1 +/- 0.3
Ferrite	22120639RK7F	39 µH	+/- 10%	40	2.0	11	3.00	10	1.1 +/- 0.3
Ferrite	22120647RK7F	47 µH	+/- 10%	40	2.0	10	3.40	10	1.1 +/- 0.3

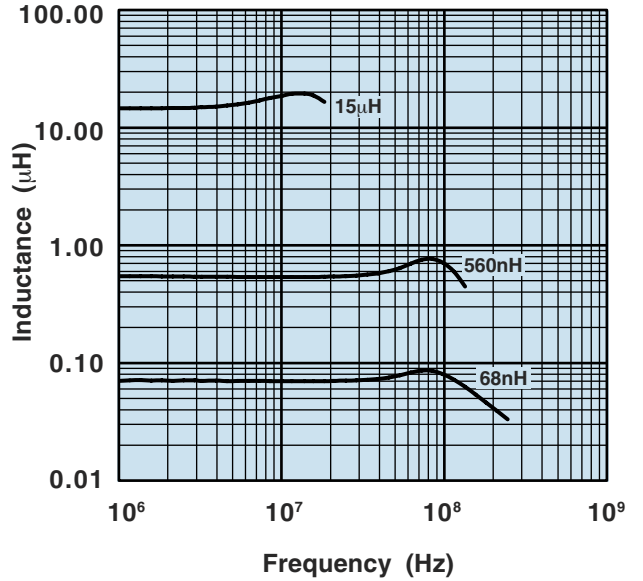
*Bold part number indicates that part is included in the sample kit.*



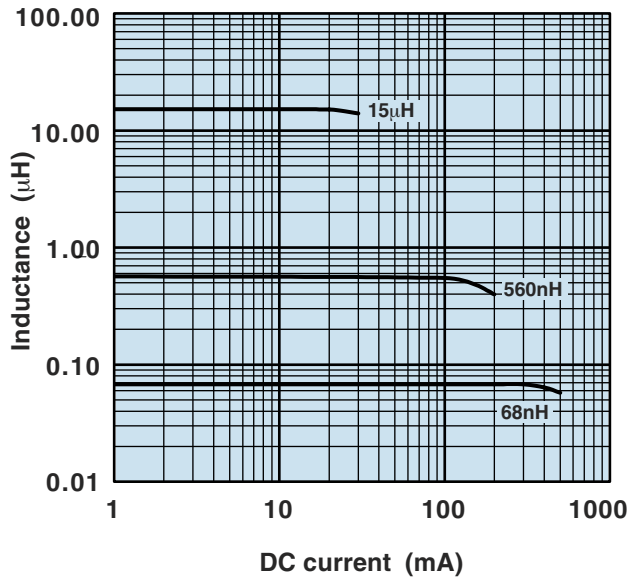
Q vs. Frequency



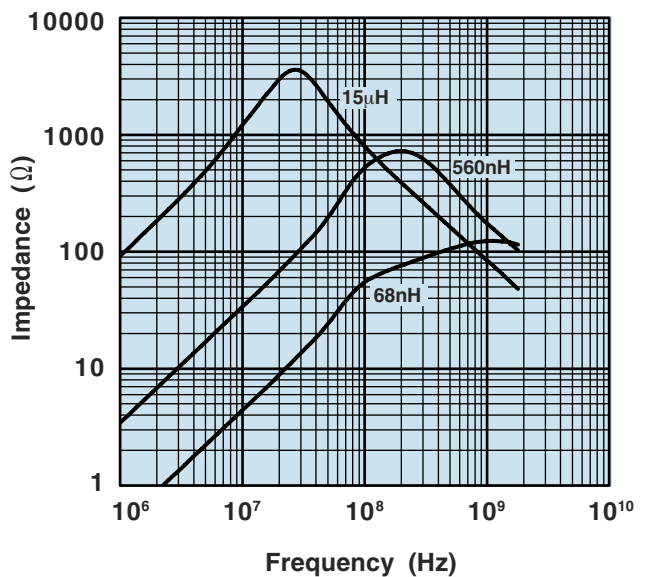
Inductance vs. Frequency



Inductance vs. DC Current



Impedance vs. Frequency



# Ceramic Body Series

## Features:

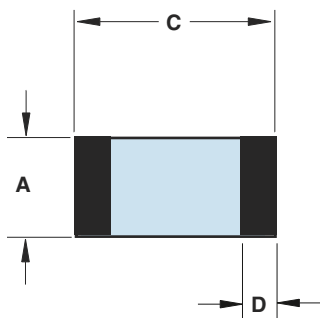
- Provides high Q characteristics.
- High reliability monolithic structure.
- Suitable for flow or reflow soldering.
- Excellent SRF characteristics
- Standard EIA package sizes 0402, 0603 and 0805 .
- The operating temperatures are -40 degrees C to +85 degrees C

## Applications:

- High frequency communication devices.

## Fair Rite Products Inductor Chip Bead Part Numbering System

<b>22</b> ( 1 - 2 )	---	<b>0805</b> ( 3-4-5-6 )	---	<b>47N</b> ( 7-8-9 )	---	<b>J</b> (10)	---	<b>7</b> ( 11 )	---	<b>C</b> ( 12 )
<b>MULTI-LAYER CHIP INDUCTOR FAMILY</b>		<b>PACKAGE SIZE (L x W)</b>		<b>INDUCTANCE</b>		<b>INDUCTANCE TOLERANCE</b>		<b>PACKAGING</b>		<b>MATERIAL CODE</b>
		0402 = .040"x.020" 0603 = .060"x.030" 0805 = .080"x.050" 1206 = .120"x.060"		2 significant digits  N=Decimal point for nH (3N7 = 3.7nH = .0037µH) (37N = 37nH = .037µH) R=Decimal point for µH (>99nH) (R20 = 200nH = .200µH) (2R0 = 2.0µH) (20R = 20µH)		S = +/- 0.3nH D = +/- 0.5nH J = +/- 5% K = +/- 10% M = +/- 20%		6 = Bulk Packed 7 = T & R ( 7" ) 8 = T & R (13" )		F = Ferrite body. For general signal usage. C = Ceramic body. For high frequency usage.



### Ceramic Body

Package Size	Dimensions				Wgt (g)	Parts per Reel
	A	B	C	D		
0402	See Part Table	0.5 +/-0.1 0.02"	1.0 +/- 0.1 0.04"	0.25+/-0.15 0.012"	0.002	7"- 10K 13" - NA
0603	See Part Table	0.8 +/-0.15 0.031"	1.6 +/-0.15 0.063"	0.4+/-0.2 0.016"	0.006	7" - 4K 13" - 10K
0805	See Part Table	1.25 +/-0.2 0.049"	2.0 +/- 0.2 0.079"	0.5+/-0.3 0.20"	0.01	7" - 4K 13" - 10K

Multi-Layer Chip Inductors

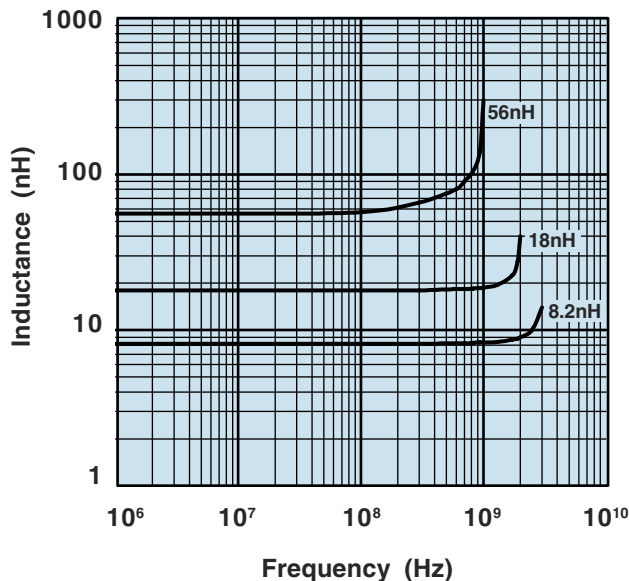
Ceramic Body - High Frequency Use

Package Size - 0402

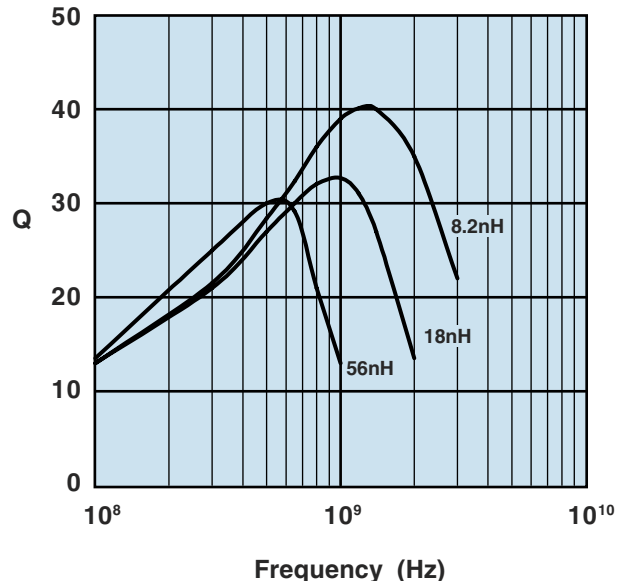
Core Material	Part Number	Inductance	Tolerance	Q Min	Test Frequency L, Q (MHz)	Self Resonant Frequency (Min MHz)	DCR (Ohm) Max	Rated Current (mA Max)	Thickness (mm)
Ceramic	2204021N0S7C	1.0 nH	+/- 0.3 nH	8	100	4000	0.12	300	0.5 +/- 0.05
Ceramic	2204021N2S7C	1.2 nH	+/- 0.3 nH	8	100	4000	0.12	300	0.5 +/- 0.05
Ceramic	2204021N5S7C	1.5 nH	+/- 0.3 nH	8	100	4000	0.13	300	0.5 +/- 0.05
Ceramic	2204021N8S7C	1.8 nH	+/- 0.3 nH	8	100	4000	0.14	300	0.5 +/- 0.05
Ceramic	2204022N2S7C	2.2 nH	+/- 0.3 nH	8	100	4000	0.16	300	0.5 +/- 0.05
Ceramic	2204022N7S7C	2.7 nH	+/- 0.3 nH	8	100	4000	0.17	300	0.5 +/- 0.05
Ceramic	2204023N3S7C	3.3 nH	+/- 0.3 nH	8	100	4000	0.19	300	0.5 +/- 0.05
Ceramic	2204023N9S7C	3.9 nH	+/- 0.3 nH	8	100	4000	0.22	300	0.5 +/- 0.05
Ceramic	2204024N7S7C	4.7 nH	+/- 0.3 nH	8	100	4000	0.24	300	0.5 +/- 0.05
Ceramic	2204025N6S7C	5.6 nH	+/- 0.3 nH	8	100	4000	0.27	300	0.5 +/- 0.05
Ceramic	2204026N8J7C	6.8 nH	+/- 5%	8	100	3900	0.32	300	0.5 +/- 0.05
Ceramic	<b>2204028N2J7C</b>	8.2 nH	+/- 5%	8	100	3600	0.37	250	0.5 +/- 0.05
Ceramic	22040210NJ7C	10 nH	+/- 5%	8	100	3200	0.42	250	0.5 +/- 0.05
Ceramic	22040212NJ7C	12 nH	+/- 5%	8	100	2700	0.50	250	0.5 +/- 0.05
Ceramic	22040215NJ7C	15 nH	+/- 5%	8	100	2300	0.55	250	0.5 +/- 0.05
Ceramic	<b>22040218NJ7C</b>	18 nH	+/- 5%	8	100	2100	0.65	200	0.5 +/- 0.05
Ceramic	22040222NJ7C	22 nH	+/- 5%	8	100	1900	0.80	200	0.5 +/- 0.05
Ceramic	22040227NJ7C	27 nH	+/- 5%	8	100	1600	0.90	200	0.5 +/- 0.05
Ceramic	22040233NJ7C	33 nH	+/- 5%	8	100	1300	1.00	200	0.5 +/- 0.05
Ceramic	22040239NJ7C	39 nH	+/- 5%	8	100	1200	1.20	150	0.5 +/- 0.05
Ceramic	22040247NJ7C	47 nH	+/- 5%	8	100	1000	1.30	150	0.5 +/- 0.05
Ceramic	<b>22040256NJ7C</b>	56 nH	+/- 5%	8	100	750	1.40	150	0.5 +/- 0.05
Ceramic	22040268NJ7C	68 nH	+/- 5%	8	100	750	1.40	150	0.5 +/- 0.05
Ceramic	22040282NJ7C	82 nH	+/- 5%	8	100	600	1.60	100	0.5 +/- 0.05
Ceramic	220402R10J7C	100 nH	+/- 5%	8	100	600	1.60	100	0.5 +/- 0.05
Ceramic	220402R12J7C	120 nH	+/- 5%	8	100	600	1.60	100	0.5 +/- 0.05

Bold part number indicates that part is included in the sample kit.

Inductance vs. Frequency



Q vs. Frequency



### Multi-Layer Chip Inductors

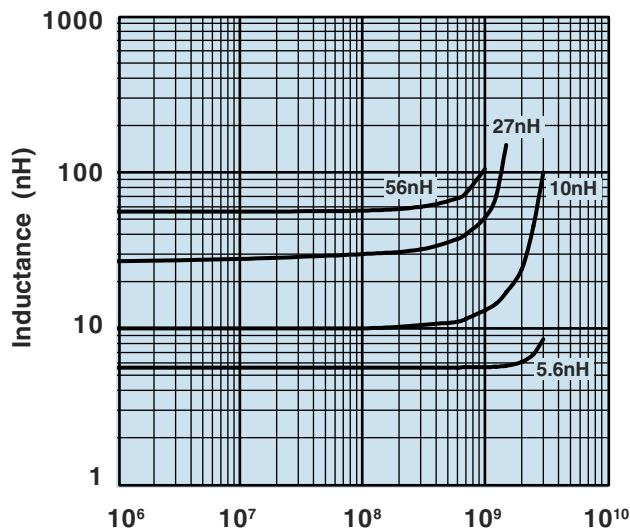
Ceramic Body - High Frequency Use

Package Size - 0603

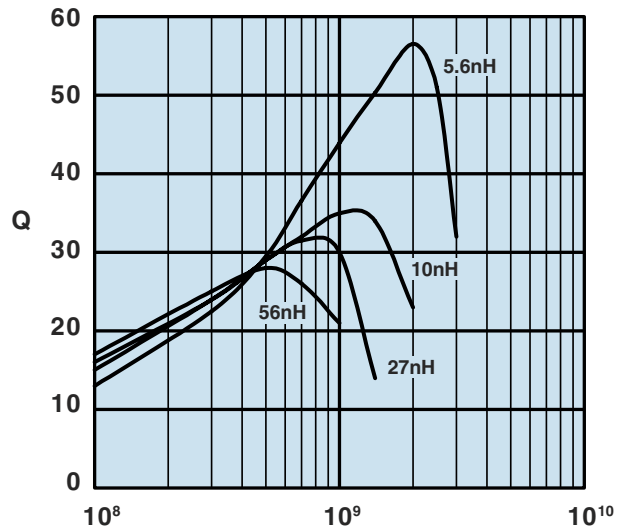
Core Material	Part Number	Inductance	Tolerance	Q Min	Test Frequency L, Q (MHz)	Self Resonant Frequency (Min MHz)	DCR (Ohm) Max	Rated Current (mA Max)	Thickness (mm)
Ceramic	2206031N0S7C	1.0 nH	+/- 0.3 nH	8	100	4000	0.10	300	0.8 +/- 0.15
Ceramic	2206031N2S7C	1.2 nH	+/- 0.3 nH	8	100	4000	0.10	300	0.8 +/- 0.15
Ceramic	2206031N5S7C	1.5 nH	+/- 0.3 nH	8	100	4000	0.10	300	0.8 +/- 0.15
Ceramic	2206031N8S7C	1.8 nH	+/- 0.3 nH	8	100	4000	0.10	300	0.8 +/- 0.15
Ceramic	2206032N2S7C	2.2 nH	+/- 0.3 nH	8	100	4000	0.10	300	0.8 +/- 0.15
Ceramic	2206032N7S7C	2.7 nH	+/- 0.3 nH	10	100	4000	0.10	300	0.8 +/- 0.15
Ceramic	2206033N3S7C	3.3 nH	+/- 0.3 nH	10	100	4000	0.12	300	0.8 +/- 0.15
Ceramic	2206033N9S7C	3.9 nH	+/- 0.3 nH	10	100	4000	0.14	300	0.8 +/- 0.15
Ceramic	2206034N7S7C	4.7 nH	+/- 0.3 nH	10	100	4000	0.16	300	0.8 +/- 0.15
Ceramic	<b>2206035N6S7C</b>	5.6 nH	+/- 0.3 nH	10	100	4000	0.18	300	0.8 +/- 0.15
Ceramic	2206036N8J7C	6.8 nH	+/- 5%	10	100	4000	0.22	300	0.8 +/- 0.15
Ceramic	2206038N2J7C	8.2 nH	+/- 5%	10	100	4000	0.24	300	0.8 +/- 0.15
Ceramic	<b>22060310NJ7C</b>	10 nH	+/- 5%	12	100	3000	0.26	300	0.8 +/- 0.15
Ceramic	22060312NJ7C	12 nH	+/- 5%	12	100	3000	0.28	300	0.8 +/- 0.15
Ceramic	22060315NJ7C	15 nH	+/- 5%	12	100	2000	0.32	300	0.8 +/- 0.15
Ceramic	22060318NJ7C	18 nH	+/- 5%	12	100	2000	0.35	300	0.8 +/- 0.15
Ceramic	22060322NJ7C	22 nH	+/- 5%	12	100	2000	0.40	300	0.8 +/- 0.15
Ceramic	<b>22060327NJ7C</b>	27 nH	+/- 5%	12	100	1000	0.45	300	0.8 +/- 0.15
Ceramic	22060333NJ7C	33 nH	+/- 5%	12	100	1000	0.55	300	0.8 +/- 0.15
Ceramic	22060339NJ7C	39 nH	+/- 5%	12	100	1000	0.60	300	0.8 +/- 0.15
Ceramic	22060347NJ7C	47 nH	+/- 5%	12	100	1000	0.70	300	0.8 +/- 0.15
Ceramic	<b>22060356NJ7C</b>	56 nH	+/- 5%	12	100	1000	0.75	300	0.8 +/- 0.15
Ceramic	22060368NJ7C	68 nH	+/- 5%	12	100	1000	0.85	300	0.8 +/- 0.15
Ceramic	22060382NJ7C	82 nH	+/- 5%	12	100	1000	0.95	300	0.8 +/- 0.15
Ceramic	220603R10J7C	100 nH	+/- 5%	12	100	1000	1.00	300	0.8 +/- 0.15
Ceramic	220603R12J7C	120 nH	+/- 5%	8	50	800	1.20	300	0.8 +/- 0.15
Ceramic	220603R15J7C	150 nH	+/- 5%	8	50	800	1.20	300	0.8 +/- 0.15
Ceramic	220603R18J7C	180 nH	+/- 5%	8	50	700	1.30	300	0.8 +/- 0.15
Ceramic	220603R22J7C	220 nH	+/- 5%	8	50	600	1.50	300	0.8 +/- 0.15

Bold part number indicates that part is included in the sample kit.

### Inductance vs. Frequency



### Q vs. Frequency



Multi-Layer Chip Inductors

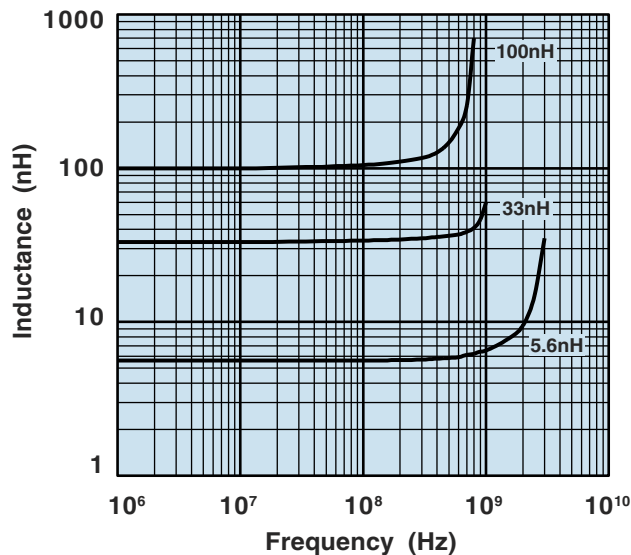
Ceramic Body - High Frequency Use

Package Size - 0805

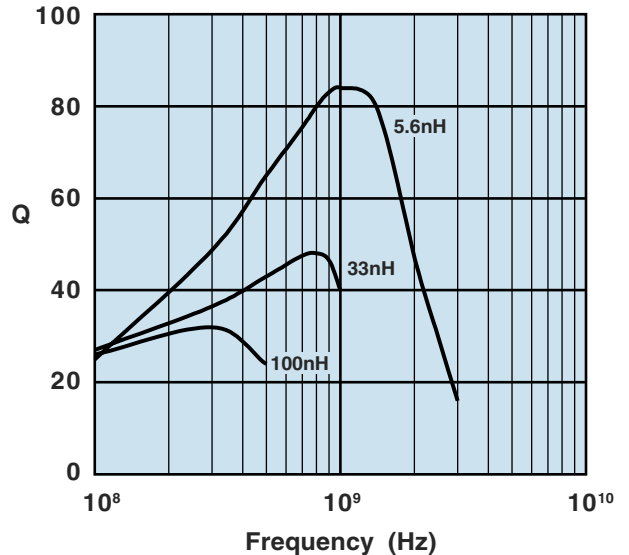
Core Material	Part Number	Inductance	Tolerance	Q Min	Test Frequency L, Q (MHz)	Self Resonant Frequency (Min MHz)	DCR (Ohm) Max	Rated Current (mA Max)	Thickness (mm)
Ceramic	2208051N0S7C	1.0 nH	+/- 0.3 nH	10	100	4000	0.10	300	0.85 +/- 0.2
Ceramic	2208051N2S7C	1.2 nH	+/- 0.3 nH	10	100	4000	0.10	300	0.85 +/- 0.2
Ceramic	2208051N5S7C	1.5 nH	+/- 0.3 nH	10	100	4000	0.10	300	0.85 +/- 0.2
Ceramic	2208051N8S7C	1.8 nH	+/- 0.3 nH	10	100	4000	0.10	300	0.85 +/- 0.2
Ceramic	2208052N2S7C	2.2 nH	+/- 0.3 nH	10	100	4000	0.10	300	0.85 +/- 0.2
Ceramic	2208052N7S7C	2.7 nH	+/- 0.3 nH	12	100	4000	0.10	300	0.85 +/- 0.2
Ceramic	2208053N3S7C	3.3 nH	+/- 0.3 nH	12	100	4000	0.13	300	0.85 +/- 0.2
Ceramic	2208053N9S7C	3.9 nH	+/- 0.3 nH	12	100	4000	0.15	300	0.85 +/- 0.2
Ceramic	2208054N7S7C	4.7 nH	+/- 0.3 nH	12	100	3500	0.20	300	0.85 +/- 0.2
Ceramic	<b>2208055N6S7C</b>	5.6 nH	+/- 0.3 nH	15	100	3200	0.23	300	0.85 +/- 0.2
Ceramic	2208056N8J7C	6.8 nH	+/- 5%	15	100	3000	0.25	300	0.85 +/- 0.2
Ceramic	2208058N2J7C	8.2 nH	+/- 5%	15	100	2000	0.28	300	0.85 +/- 0.2
Ceramic	22080510NJ7C	10 nH	+/- 5%	15	100	2000	0.30	300	0.85 +/- 0.2
Ceramic	22080512NJ7C	12 nH	+/- 5%	15	100	2000	0.35	300	0.85 +/- 0.2
Ceramic	22080515NJ7C	15 nH	+/- 5%	15	100	2000	0.40	300	0.85 +/- 0.2
Ceramic	22080518NJ7C	18 nH	+/- 5%	15	100	2000	0.45	300	0.85 +/- 0.2
Ceramic	22080522NJ7C	22 nH	+/- 5%	18	100	1000	0.50	300	0.85 +/- 0.2
Ceramic	22080527NJ7C	27 nH	+/- 5%	18	100	1000	0.55	300	0.85 +/- 0.2
Ceramic	<b>22080533NJ7C</b>	33 nH	+/- 5%	18	100	1000	0.60	300	0.85 +/- 0.2
Ceramic	22080539NJ7C	39 nH	+/- 5%	18	100	1000	0.65	300	0.85 +/- 0.2
Ceramic	22080547NJ7C	47 nH	+/- 5%	18	100	1000	0.70	300	1.0 +/- 0.3
Ceramic	22080556NJ7C	56 nH	+/- 5%	18	100	1000	0.75	300	1.0 +/- 0.3
Ceramic	22080568NJ7C	68 nH	+/- 5%	18	100	1000	0.80	300	1.0 +/- 0.3
Ceramic	22080582NJ7C	82 nH	+/- 5%	18	100	1000	0.90	300	1.0 +/- 0.3
Ceramic	<b>220805R10J7C</b>	100 nH	+/- 5%	18	100	1000	0.90	300	1.0 +/- 0.3
Ceramic	220805R12J7C	120 nH	+/- 5%	13	50	1000	0.95	300	1.0 +/- 0.3
Ceramic	220805R15J7C	150 nH	+/- 5%	13	50	1000	1.00	300	1.0 +/- 0.3
Ceramic	220805R18J7C	180 nH	+/- 5%	13	50	400	1.10	300	1.0 +/- 0.3
Ceramic	220805R22J7C	220 nH	+/- 5%	12	50	350	1.20	300	1.0 +/- 0.3
Ceramic	220805R27J7C	270 nH	+/- 5%	12	50	300	1.30	300	1.0 +/- 0.3
Ceramic	220805R33J7C	330 nH	+/- 5%	12	50	250	1.40	300	1.0 +/- 0.3
Ceramic	220805R39J7C	390 nH	+/- 5%	10	50	250	1.40	300	1.0 +/- 0.3
Ceramic	220805R47J7C	470 nH	+/- 5%	10	50	200	1.50	300	1.0 +/- 0.3

Bold part number indicates that part is included in the sample kit.

Inductance vs. Frequency



Q vs. Frequency



## Multi-layer Chip Inductor Cross Reference

## Ferrite Body - General Signal Use

Fair Rite	TDK	Murata	Taiyo Yuden	Steward
22060347NM7F	MLF1608D47NM		LK1608 47NM	IC0603D470R-00
22060368NM7F	MLF1608D68NM		LK1608 68NM	IC0603C680R-00
22060382NM7F	MLF1608D82NM		LK1608 82NM	IC0603C820R-00
220603R10K7F	MLF1608DR10K		LK1608 R10K	IC0603B101R-00
220603R12K7F	MLF1608DR12K		LK1608 R12K	IC0603B121R-00
220603R15K7F	MLF1608DR15K		LK1608 R15K	IC0603B151R-00
220603R18K7F	MLF1608DR18K		LK1608 R18K	IC0603B181R-00
220603R22K7F	MLF1608DR22K		LK1608 R22K	IC0603A221R-00
220603R27K7F	MLF1608DR27K		LK1608 R27K	IC0603A271R-00
220603R33K7F	MLF1608DR33K		LK1608 R33K	IC0603A331R-00
220603R39K7F	MLF1608DR39K		LK1608 R39K	IC0603A391R-10
220603R47K7F	MLF1608DR47K		LK1608 R47K	IC0603A471R-10
220603R56K7F	MLF1608DR56K		LK1608 R56K	IC0603A561R-10
220603R68K7F	MLF1608DR68K		LK1608 R68K	IC0603A681R-10
220603R82K7F	MLF1608DR82K		LK1608 R82K	IC0603A821R-10
2206031R0K7F	MLF1608A1R0K		LK1608 1R0K	IC0603B102R-10
2206031R2K7F	MLF1608A1R2K		LK1608 1R2K	IC0603A122R-10
2206031R5K7F	MLF1608A1R5K		LK1608 1R5K	IC0603A152R-10
2206031R8K7F	MLF1608A1R8K		LK1608 1R8K	IC0603A182R-10
2206032R2K7F	MLF1608A2R2K		LK1608 2R2K	IC0603A222R-10
2206032R7K7F	MLF1608A2R7K		LK1608 2R7K	IC0603A272R-00
2206033R3K7F	MLF1608A3R3K		LK1608 3R3K	IC0603A332R-00
2206033R9K7F	MLF1608A3R9K		LK1608 3R9K	IC0603A392R-00
2206034R7K7F	MLF1608A4R7K		LK1608 4R7K	IC0603A472R-00
2206035R6K7F	MLF1608E5R6K		LK1608 5R6K	
2206036R8K7F	MLF1608E6R8K		LK1608 6R8K	
2206038R2K7F	MLF1608E8R2K		LK1608 8R2K	
22060310RK7F	MLF1608K10RK		LK1608 10RK	
22060312RK7F	MLF1608K12RK		LK1608 12RK	
22060315RK7F	MLF1608C15RK		LK1608 15RK	
22080547NM7F	MLF2012D47NM		LK2125 47NM	IC0805C470R-00
22080568NM7F	MLF2012D68NM		LK2125 68NM	IC0805C680R-00
22080582NM7F	MLF2012D82NM		LK2125 82NM	IC0805C820R-00
220805R10K7F	MLF2012DR10K	LQG21NR10K10	LK2125 R10K	IC0805B101R-00
220805R12K7F	MLF2012DR12K	LQG21NR12K10	LK2125 R12K	IC0805B121R-00
220805R15K7F	MLF2012DR15K	LQG21NR15K10	LK2125 R15K	IC0805B151R-00
220805R18K7F	MLF2012DR18K	LQG21NR18K10	LK2125 R18K	IC0805B181R-00
220805R22K7F	MLF2012DR22K	LQG21NR22K10	LK2125 R22K	IC0805B221R-00
220805R27K7F	MLF2012DR27K	LQG21NR27K10	LK2125 R27K	IC0805B271R-00
220805R33K7F	MLF2012DR33K	LQG21NR33K10	LK2125 R33K	IC0805B331R-00
220805R39K7F	MLF2012DR39K	LQG21NR39K10	LK2125 R39K	IC0805B391R-00
220805R47K7F	MLF2012DR47K	LQG21NR47K10	LK2125 R47K	IC0805B471R-00
220805R56K7F	MLF2012DR56K	LQG21NR56K10	LK2125 R56K	IC0805A561R-00
220805R68K7F	MLF2012DR68K	LQG21NR68K10	LK2125 R68K	IC0805A681R-00
220805R82K7F	MLF2012DR82K	LQG21NR82K10	LK2125 R82K	IC0805A821R-00
2208051R0K7F	MLF2012A1R0K	LQG21N1R0K10	LK2125 1R0K	IC0805B102R-00
2208051R2K7F	MLF2012A1R2K	LQG21N1R2K10	LK2125 1R2K	IC0805B122R-00
2208051R5K7F	MLF2012A1R5K	LQG21N1R5K10	LK2125 1R5K	IC0805B152R-00
2208051R8K7F	MLF2012A1R8K	LQG21N1R8K10	LK2125 1R8K	IC0805B182R-00
2208052R2K7F	MLF2012A2R2K	LQG21N2R2K10	LK2125 2R2K	IC0805B222R-00
2208052R7K7F	MLF2012A2R7K	LQG21N2R7K10	LK2125 2R7K	IC0805A272R-00

Fair Rite	TDK	Murata	Taiyo Yuden	Steward
2208053R3K7F	MLF2012A3R3K	LQG21N3R3K10	LK2125 3R3K	IC0805A332R-00
2208053R9K7F	MLF2012A3R9K	LQG21N3R9K10	LK2125 3R9K	IC0805A392R-00
2208054R7K7F	MLF2012A4R7K	LQG21N4R7K10	LK2125 4R7K	IC0805A472R-00
2208055R6K7F	MLF2012E5R6K		LK2125 5R6K	IC0805A562R-00
2208056R8K7F	MLF2012E6R8K		LK2125 6R8K	IC0805A682R-00
2208058R2K7F	MLF2012E8R2K		LK2125 8R2K	IC0805A822R-00
22080510RK7F	MLF2012ER10K		LK2125 10RK	IC0805A103R-00
22080512RK7F	MLF2012ER12K		LK2125 12RK	IC0805A123R-00
22080515RK7F	MLF2012CR15K		LK2125 15RK	IC0805A153R-00
22080518RK7F	MLF2012CR18K		LK2125 18RK	IC0805A183R-00
22080522RK7F	MLF2012CR22K		LK2125 22RK	IC0805A223R-00
22080527RK7F	MLF2012CR27K		LK2125 27RK	IC0805A273R-00
22080533RK7F	MLF2012CR33K		LK2125 33RK	IC0805A333R-00
22080539RK7F	MLF2012CR39K			
22080547RK7F	MLF2012CR47K			
22120647NM7F			LK3216 47NM	IC1206D470R-00
22120668NM7F			LK3216 68NM	IC1206D680R-00
22120682NM7F			LK3216 82NM	IC1206D820R-00
221206R10K7F			LK3216 R10K	IC1206C101R-00
221206R12K7F			LK3216 R12K	IC1206B121R-00
221206R15K7F			LK3216 R15K	IC1206B151R-00
221206R18K7F			LK3216 R18K	IC1206B181R-00
221206R22K7F			LK3216 R22K	IC1206B221R-00
221206R27K7F			LK3216 R27K	IC1206B271R-00
221206R33K7F			LK3216 R33K	IC1206B331R-00
221206R39K7F			LK3216 R39K	IC1206B391R-00
221206R47K7F			LK3216 R47K	IC1206B471R-00
221206R56K7F			LK3216 R56K	IC1206B561R-00
221206R68K7F			LK3216 R68K	IC1206A681R-00
221206R82K7F			LK3216 R82K	IC1206B821R-00
2212061R0K7F			LK3216 1R0K	IC1206B102R-00
2212061R2K7F			LK3216 1R2K	IC1206B122R-00
2212061R5K7F			LK3216 1R5K	IC1206B152R-00
2212061R8K7F			LK3216 1R8K	IC1206B182R-00
2212062R2K7F			LK3216 2R2K	IC1206B222R-00
2212062R7K7F			LK3216 2R7K	IC1206B272R-00
2212063R3K7F			LK3216 3R3K	IC1206B332R-00
2212063R9K7F			LK3216 3R9K	IC1206A392R-00
2212064R7K7F			LK3216 4R7K	IC1206A472R-00
2212065R6K7F			LK3216 5R6K	IC1206B562R-00
2212066R8K7F			LK3216 6R8K	IC1206A682R-00
2212068R2K7F			LK3216 8R2K	IC1206A822R-00
22120610RK7F			LK3216 10RK	IC1206A103R-00
22120612RK7F			LK3216 12RK	IC1206A123R-00
22120615RK7F			LK3216 15RK	IC1206B153R-00
22120618RK7F			LK3216 18RK	IC1206B183R-00
22120622RK7F			LK3216 22RK	IC1206A223R-00
22120627RK7F			LK3216 27RK	IC1206A273R-00
22120633RK7F			LK3216 33RK	IC1206A333R-00
22120639RK7F				
22120647RK7F				

## Multi-layer Chip Inductor Cross Reference

## Ceramic Body - High Frequency Use

Fair Rite	Murata	Taiyo Yuden	Toko	Steward
2204021N0S7C		HK1005 1N0S	LL1005-FH1N0S	
2204021N2S7C	LQG10A1N2SOO	HK1005 1N2S	LL1005-FH1N2S	
2204021N5S7C	LQG10A1N5SOO	HK1005 1N5S	LL1005-FH1N5S	IH0402D1D5R-00
2204021N8S7C	LQG10A1N8SOO	HK1005 1N8S	LL1005-FH1N8S	IH0402D1D8R-00
2204022N2S7C	LQG10A2N2SOO	HK1005 2N2S	LL1005-FH2N2S	IH0402D2D2R-00
2204022N7S7C	LQG10A2N7SOO	HK1005 2N7S	LL1005-FH2N7S	IH0402C2D7R-00
2204023N3S7C	LQG10A3N3SOO	HK1005 3N3S	LL1005-FH3N3S	IH0402C3D3R-00
2204023N9S7C	LQG10A3N9SOO	HK1005 3N9S	LL1005-FH3N9S	IH0402C3D9R-00
2204024N7S7C	LQG10A4N7SOO	HK1005 4N7S	LL1005-FH4N7S	IH0402C4D7R-00
2204025N6S7C	LQG10A5N6SOO	HK1005 5N6S	LL1005-FH5N6S	IH0402C5D6R-00
2204026N8J7C	LQG10A6N8JOO	HK1005 6N8J	LL1005-FH6N8J	IH0402B6D8R-00
2204028N2J7C	LQG10A8N2JOO	HK1005 8N2J	LL1005-FH8N2J	IH0402B8D2R-00
22040210NJ7C	LQG10A10NJOO	HK1005 10NJ	LL1005-FH10NJ	IH0402B100R-00
22040212NJ7C	LQG10A12NJOO	HK1005 12NJ	LL1005-FH12NJ	
22040215NJ7C	LQG10A15NJOO	HK1005 15NJ	LL1005-FH15NJ	
22040218NJ7C	LQG10A18NJOO	HK1005 18NJ	LL1005-FH18NJ	
22040222NJ7C	LQG10A22NJOO	HK1005 22NJ	LL1005-FH22NJ	
22040227NJ7C	LQG10A27NJOO	HK1005 27NJ	LL1005-FH27NJ	
22040233NJ7C	LQG10A33NJOO	HK1005 33NJ	LL1005-FH33NJ	
22040239NJ7C		HK1005 39NJ	LL1005-FH39NJ	
22040247NJ7C		HK1005 47NJ	LL1005-FH47NJ	
22040256NJ7C		HK1005 56NJ	LL1005-FH56NJ	
22040268NJ7C		HK1005 68NJ	LL1005-FH68NJ	
22040282NJ7C		HK1005 82NJ	LL1005-FH82NJ	
220402R10J7C		HK1005 R10J	LL1005-FHR10J	
220402R12J7C		HK1005 R12J		
2206031N0S7C		HK1608 1N0S		
2206031N2S7C	LQG11A1N2SOO	HK1608 1N2S	LL1608-FH1N2S	
2206031N5S7C	LQG11A1N5SOO	HK1608 1N5S	LL1608-FH1N5S	IH0603D1D5R-00
2206031N8S7C	LQG11A1N8SOO	HK1608 1N8S	LL1608-FH1N8S	IH0603D1D8R-00
2206032N2S7C	LQG11A2N2SOO	HK1608 2N2S	LL1608-FH2N2S	IH0603D2D2R-00
2206032N7S7C	LQG11A2N7SOO	HK1608 2N7S	LL1608-FH2N7S	IH0603C2D7R-00
2206033N3S7C	LQG11A3N3SOO	HK1608 3N3S	LL1608-FH3N3S	IH0603C3D3R-00
2206033N9S7C	LQG11A3N9SOO	HK1608 3N9S	LL1608-FH3N9S	IH0603C3D9R-00
2206034N7S7C	LQG11A4N7SOO	HK1608 4N7S	LL1608-FH4N7S	IH0603B4D7R-00
2206035N6S7C	LQG11A5N6SOO	HK1608 5N6S	LL1608-FH5N6S	IH0603B5D6R-00
2206036N8J7C	LQG11A6N8JOO	HK1608 6N8J	LL1608-FH6N8J	IH0603B6D8R-00
2206038N2J7C	LQG11A8N2JOO	HK1608 8N2J	LL1608-FH8N2J	IH0603B8D2R-00
22060310NJ7C	LQG11A10NJOO	HK1608 10NJ	LL1608-FH10NJ	IH0603B100R-00
22060312NJ7C	LQG11A12NJOO	HK1608 12NJ	LL1608-FH12NJ	IH0603B120R-00
22060315NJ7C	LQG11A15NJOO	HK1608 15NJ	LL1608-FH15NJ	IH0603B150R-00
22060318NJ7C	LQG11A18NJOO	HK1608 18NJ	LL1608-FH18NJ	IH0603B180R-00
22060322NJ7C	LQG11A22NJOO	HK1608 22NJ	LL1608-FH22NJ	IH0603B220R-00
22060327NJ7C	LQG11A27NJOO	HK1608 27NJ	LL1608-FH27NJ	IH0603B270R-00

Fair Rite	Murata	Taiyo Yuden	Toko	Steward
22060333NJ7C	LQG11A33NJOO	HK1608 33NJ	LL1608-FH33NJ	IH0603A330R-00
22060339NJ7C	LQG11A39NJOO	HK1608 39NJ	LL1608-FH39NJ	IH0603A390R-00
22060347NJ7C	LQG11A47NJOO	HK1608 47NJ	LL1608-FH47NJ	IH0603A470R-00
22060356NJ7C	LQG11A56NJOO	HK1608 56NJ	LL1608-FH56NJ	IH0603A560R-00
22060368NJ7C	LQG11A68NJOO	HK1608 68NJ	LL1608-FH68NJ	
22060382NJ7C	LQG11A82NJOO	HK1608 82NJ	LL1608-FH82NJ	
220603R10J7C	LQG11AR10JOO	HK1608 R10J	LL1608-FHR10J	
220603R12J7C		HK1608 R12J		
220603R15J7C		HK1608 R15J		
220603R18J7C		HK1608 R18J		
220603R22J7C		HK1608 R22J		
2208051N0S7C				
2208051N2S7C				
2208051N5S7C		HK2125 1N5S	LL2012-FH1N5S	IH0805D1D5R-00
2208051N8S7C		HK2125 1N8S	LL2012-FH1N8S	IH0805D1D8R-00
2208052N2S7C		HK2125 2N2S	LL2012-FH2N2S	IH0805D2D2R-00
2208052N7S7C		HK2125 2N7S	LL2012-FH2N7S	IH0805D2D7R-00
2208053N3S7C		HK2125 3N3S	LL2012-FH3N3S	IH0805D3D3R-00
2208053N9S7C		HK2125 3N9S	LL2012-FH3N9S	IH0805D3D9R-00
2208054N7S7C		HK2125 4N7S	LL2012-FH4N7S	IH0805C4D7R-00
2208055N6S7C		HK2125 5N6S	LL2012-FH5N6S	IH0805C5D6R-00
2208056N8J7C		HK2125 6N8J	LL2012-FH6N8J	IH0805C6D8R-00
2208058N2J7C		HK2125 8N2J	LL2012-FH8N2J	IH0805C8D2R-00
22080510NJ7C		HK2125 10NJ	LL2012-FH10NJ	IH0805B100R-00
22080512NJ7C		HK2125 12NJ	LL2012-FH12NJ	IH0805B120R-00
22080515NJ7C		HK2125 15NJ	LL2012-FH15NJ	IH0805B150R-00
22080518NJ7C		HK2125 18NJ	LL2012-FH18NJ	IH0805B180R-00
22080522NJ7C		HK2125 22NJ	LL2012-FH22NJ	IH0805B220R-00
22080527NJ7C		HK2125 27NJ	LL2012-FH27NJ	IH0805B270R-00
22080533NJ7C		HK2125 33NJ	LL2012-FH33NJ	IH0805B330R-00
22080539NJ7C		HK2125 39NJ	LL2012-FH39NJ	IH0805A390R-00
22080547NJ7C		HK2125 47NJ	LL2012-FH47NJ	IH0805A470R-00
22080556NJ7C		HK2125 56NJ	LL2012-FH56NJ	IH0805A560R-00
22080568NJ7C		HK2125 68NJ	LL2012-FH68NJ	IH0805A680R-00
22080582NJ7C		HK2125 82NJ	LL2012-FH82NJ	IH0805A820R-00
220805R10J7C		HK2125 R10J	LL2012-FHR10J	IH0805A101R-00
220805R12J7C		HK2125 R12J	LL2012-FHR12J	IH0805A121R-00
220805R15J7C		HK2125 R15J	LL2012-FHR15J	IH0805A151R-00
220805R18J7C		HK2125 R18J	LL2012-FHR18J	IH0805A181R-00
220805R22J7C		HK2125 R22J	LL2012-FHR22J	
220805R27J7C		HK2125 R27J	LL2012-FHR27J	
220805R33J7C		HK2125 R33J	LL2012-FHR33J	
220805R39J7C		HK2125 R39J	LL2012-FHR39J	
220805R47J7C		HK2125 R47J	LL2012-FHR47J	

**Fair-Rite Products Corp., a QS-9000 registered company, is a leading full-line ferrite component manufacturer offering a wide variety of components for EMI suppression and power applications utilizing innovative processes and materials.**

**Keep up with the latest news from Fair-Rite by visiting our site on the Internet at [www.fair-rite.com](http://www.fair-rite.com). Access information on new products and happenings at Fair-Rite, posted as they occur, by clicking on "News." You can also contact any of our Customer Service personnel, Local Sales Reps or Distributors directly from the home page. You can also view and/or download our full line catalog in either PDF or HTML format.**

**You may also contact us toll free:**

**Phone: 888-Fair-Rite (324-7748)**

**FAX: 888-Ferrite (337-7483)**

**e-mail: [ferrites@fair-rite.com](mailto:ferrites@fair-rite.com)**

**How can we help you today?**

**Fair-Rite Products Corp.**

P.O. Box J, One Commercial Row, Wallkill, NY 12589-0288

**Web: [www.fair-rite.com](http://www.fair-rite.com)**